














Name	Qty	Units	Area	Linear Total
 Concrete Work				
 Continuous Footings @ Carport	12.17	CU YD	1049.89	164.36
 Continuous Footings	8.31	CU YD	224.26	291.47
 Footings For Stone Piers 5'	2.7	CU YD	11.69	21.84
 Spread Footings	5.88	CU YD	158.83	206.24
 4" Carport Slab w/ 6" Crushed base Assembly	12.89	CU YD	1044.15	133.17
 Concrete Stair Pads	1.24	CU YD	66.85	48.89
 Concrete SOG	2.76	CU YD	223.74	94.88
 Scored Concrete-Lower Terrace	6.06	CU YD	490.59	87.77
 New Concrete Sidewalk @ Front	2.46	CU YD	199.62	128.11
 New Parking area	5.3	CU YD	429.21	94.59
 Concrete Side Terrance (Option)	1.94	CU YD	157.2	85.75
 Metal Pan w/ Concrete deck	2.74	CU YD	221.72	67.4
 Masonry				
 CMU Backup @ Stone Wall	84.84	SQ FT	40.72	56.56
 8" CMU Backup @ House Stone Colmns	463.05	SQ FT	56.28	102.9
 Block Column Backup @ Stone - Carport	121.6	SQ FT	27.9	60.8
 CMU ~3' d @ Window Wells	2.02	CU YD	45.19	27.31
 CMU Front Porch Foundation ~ 8'h	8.45	CU YD	223.24	42.77
 CMU ~4' d @ FP Base	1.45	CU YD	25.02	14.69
 Wdw Well Stone for drainage	0.35	CU YD	28.43	30.43
 Wdw Well Drains	2	EA	0	12.76
 Brick work				
 Brick Repair, Toothing, soldier Course, Sill Area - New Wdw	0	SQ FT	0	0
 Brickwork - Patch, tooth, point, sill, head repairs @ new Wdw/Drs - Front elev	308.54	SQ FT	308.54	183.39
 Brickwork - Patch, tooth, point, sill, head repairs @ new Wdw/Drs - Rear Eev	206.03	SQ FT	206.03	102.6
 Brickwork - Patch, tooth, point, sill, head repairs @ new Wdw/Drs - Left elev	112.41	SQ FT	112.41	60.26
 Stone Work				
 Stone Veneer @ Carport Columns	134.58	SQ FT	28.9	67.29
 Stone Column Veneer	472.41	SQ FT	58.18	104.98
 Wdw Well Stone Veneer	13.41	SQ FT	43.75	26.83
 Stone Veneer Front Entry Porch ~6' h	256.26	SQ FT	222.43	42.71
 Stone Veneer @ Terrace Bech	85.74	SQ FT	41.63	57.16
 Stone @ Screenws Porch Fireplace Veneer	94.47	SQ FT	94.47	66.19
 Stone Veneer @ Chimney above Roof	75.37	SQ FT	75.37	69.48
 Stone @ FR Interior Fireplace Veneer	94.42	SQ FT	94.42	66.33
 Stone Veneer @ Front Porch Stair Side	21.82	SQ FT	21.82	25.11
 Stone Veneer @ Front Porch Stair Side	21.63	SQ FT	21.63	25.2
 20"w Stone Slab for Bench Seat	28.38	FT	100.93	28.38
 Chimney Stone Cap @ 6" Thk	26.89	SQ FT	26.89	21
 Flagstone Flr- Covered Porch Rm#100-1st Flr	214.52	SQ FT	214.52	66.88
 Chimney Flue Pot	2	EA	0	2.5
 Heath @ Screened Porch _Family Room	2	EA	0	0
 Roofing				
 Carport Roofing	1274.03	SQ FT	1060.06	215.55
 Carport Reverse Gables- Roofing	273.24	SQ FT	193.21	138.02
 Main House Roof Shingles	1848.71	SQ FT	1420.22	309.68

Name	Qty	Units	Area	Linear Total
 Main House Roof Shingles	1857.06	SQ FT	1545.17	465.37
 Main House Roof Area Shingles	119.28	SQ FT	106.69	65.11
 Gutters_Down Spouts				
 Gutter @ Main House	156.24	FT	681.69	156.24
 Gutters @ Carport	50.49	FT	0	50.49
 Gypsum Board Walls				
 Basement Int Partition Gyp Bd @ 4" Walls	3253.76	SQ FT	310.18	203.36
 Basement 6" Partitions Gyp Bd	412.8	SQ FT	0	25.8
 Basement Perimeter Gyp Bd Walls	1605.76	SQ FT	1741.75	200.72
 1st Floor Int Partition Gyp Bd	2454.08	SQ FT	138.98	153.38
 1st Floor Int Perimeter Walls Gyp Bd	1607.68	SQ FT	1879.67	200.96
 Ceilings				
 Basement Clg	1941.75	SQ FT	1941.75	218.74
 New Gyp Bd Ceiling @ Existg - 1st Floor	896.03	SQ FT	896.03	126.45
 Vaulted Beaded Ceilings FR	688.68	SQ FT	529.06	140.26
 Vaulted Gyp Bd Clg Kitchen	459.03	SQ FT	381.94	112.07
 Vaulted 1x6 Clg - Screen-in Porch	721.95	SQ FT	554.62	141.9
 Vaulted 1x6 Beaded Clg Front Porch	296.7	SQ FT	227.93	86.68
 Stairs				
 Flight Stairs Basement to 1st Flr - 13R	1	EA	0	0
 Ext Stairs to Screen Porch / Landing - 5R	1	EA	0	0
 Ext Stairs to Screen Porch - 6R	6	EA	0.2	3.29
 Ext Stairs @ Front Entry 9" w ea	8	EA	0.62	7.22
 Ext Stair to Master Deck - 10R	10	EA	0.01	27.74
 Master Deck Handrails, Newels posts_Balustrade	19.24	FT	0	19.24
 Handrails, Newels posts_Balustrade @ Screen Porch Stairs - right	8.73	FT	0	8.73
 Handrails, Newels posts_Balustrade @ Screen Porch Stairs - left	8.73	FT	0	8.73
 Front Porch Handrails, Newels posts_Balustrade	17.91	FT	0	17.91
 Siding				
 Handi-Plank Siding @ Carport Gable End Wall	351.55	SQ FT	351.55	75.45
 Exterior Trim				
 Fascia 5/4 x	50.68	FT	0	50.68
 Rake, Soffit_Freize Assembly Caort Gable End Wall (1 side)	31.13	FT	111.85	31.13
 Screen Porch Panels	12	EA	301.66	97.79
 Screen Porch Railings - Rough Sawn Pine Assembly	59.31	FT	379.45	59.31
 Entry Porch Railings - Rough Sawn Pine Assembly	35.53	FT	78.94	35.53
 Rear Deck Railings - Rough Sawn Pine Assembly	13.17	FT	6.47	13.17
 Master Porch Railings - Rough Sawn Pine Assembly	9.03	FT	2.95	9.03
 Shutters Prs 18"w x 63"h - Front Elev Only	4	EA	5.1	60.91
 Decking				
 TreDecking - Master Porch	207.83	SQ FT	207.83	65.67
 Trex Decking - Hot Tub Area	99.95	SQ FT	99.95	39.99
 Trex @ Existing Decking	64.2	SQ FT	64.2	32.26
 Trex Decking @ Screened Porch	547.94	SQ FT	547.94	105.56
 Counter Tops				
 Granite Counter Top- Bar-Rm 007-Bsmnt	33.3	SQ FT	33.3	61.89
 Granite Counter Tops-Laundry-Rm 004-Bsmnt	21.58	SQ FT	21.58	29.78

Name	Qty	Units	Area	Linear Total
 Granite or Quartz Counter Tops-Kitchen- 1st Flr	92.46	SQ FT	92.46	102.69
 1 x 4" Granite Backsplash-Laundry-Bsmnt Rm-004 TBD	12.79	FT	7.92	12.79
 Backsplash-Kitchen- TBD-1st Flr	26.36	FT	81.16	26.36
 Cut top for Sink	3	EA	0	14.14
 Cut top for Sink	5	EA	135.83	67.25
 Vanity Tops				
 Cult. Marble#2-Vanity Top- Rm# 012-Bsmnt	8.99	SQ FT	8.99	13
 Cult. Marble #3-Vanity Top-Rm# 015-Bsmnt	9.05	SQ FT	9.05	12.88
 Granite Vanity Top-Rm # 006-Bsmnt	9.36	SQ FT	9.36	13.42
 Marble Vanity Top Mstr Bath Rm# 108-1st Flr	10.66	SQ FT	10.66	14.82
 1 x 4" Backslash-Powder Rm #006 Bsmnt-TBD	6.75	FT	4.71	6.75
 1 x 4" Backsplash-Vanity- Rm# 012 Bsmnt-TBD	8.36	FT	8.69	8.36
 1 x 4" Backsplash-Vanity- Rm# 015 Bsmnt-TBD	8.1	FT	8.15	8.1
 1 x 4" Backsplash-Mstr Bath-Rm # 108-1st Flr-TBD	9.39	FT	10.76	9.39
 Hardwood Flr				
 Hardwood Flooring- Rm#104,112,113,114 1st Flr	973.93	SQ FT	973.93	178.59
 Pergo Flooring-Playroom Rm # 009 Bsmnt	445.21	SQ FT	445.21	122.46
 Tile Flooring				
 Porcelain Tile Flr- Rm # 001-Bsmnt	210.43	SQ FT	210.43	83.98
 Porcelain Tile Flr- Laundry Rm# 004-Bsmnt	92.73	SQ FT	92.73	40.37
 Porcelain Tile Flr- Bath-Rm#006-Bsmnt	41.54	SQ FT	41.54	26.3
 Porcelain Tile Flr Bath# 012,013,015 Bsmnt	88.02	SQ FT	88.02	58.28
 Porcelain Tile Flr- Rm# 007 _008 Bar Area-Bsmnt	54.36	SQ FT	54.36	43.21
 Porcelain Tile(heated) Flr- Mstr Bath # 108-1st Flr	50.82	SQ FT	50.82	29.46
 Carpet Flooring				
 Carpet Flooring Bdrm #012-Bsmnt	186.28	SQ FT	186.28	76.17
 Carpet Flooring- Bdrm #016-Bsmnt	188.15	SQ FT	188.15	82.75
 Carpet Flooring- Master BR ???	318.49	SQ FT	318.49	77.1
 Carpet Flooring Exist BR	157.22	SQ FT	157.22	51.55
 Rubber Tile Flooring				
 Rubber Tile Rm # 003-Bsmnt	153.71	SQ FT	153.71	53.05
 Special Flooring on Concrete				
 Epoxy Pt - Concrete Flr Rm# 002- Bsmnt	125.23	SQ FT	125.23	46.78
 Best Tec Covering Storm Rm # 018-Bsmnt	195.06	SQ FT	195.06	63.37
 Shower Tile Pans				
 Tile Shower Pan- Rm # 013- Bsmnt	13.15	SQ FT	13.15	15.36
 Tile Shower Pan- Mstr Bath #107- 1st Flr	19.25	SQ FT	19.25	17.95
 Wall Tile				
 Shower Wall Tile- Rm # 014-Bsmnt	79.68	SQ FT	12.4	9.96
 Shower Wall Tile- Mstr Bath- Rm #107-1st Flr	98.96	SQ FT	18.83	12.37